


Name: _____



Characters

whale

shark

penguin

firefighter

snail

children

bear

Teaching Cave

monkey

parrot

dolphin


eagle

octopus

fish

tortoise

Teaching Cave



Name: _____

Narrative

Beginning of a story – Introduce and describe the characters and setting

Teaching
Cave

Characters

Setting

Teaching
Cave


Middle – What is the main character's goal? Describe the journey. Introduce the problem.

Teaching
Cave

Journey

Problem

Teaching
Cave





Name: _____

Narrative

Ending – How was the problem solved? What did the main character learn?

Teaching
Cave


Problem solved? 
Lesson learned? 

Teaching
Cave

Book Cover

Blurb

Teaching
Cave



Name: _____

Setting

iceberg

mountains

Teaching Cave

sea/waves

dock/peer

jungle

Teaching Cave

This collage features a central brown, textured shape with the words 'Teaching Cave' written in white. Surrounding this are several images and labels: a blue iceberg, a snow-capped mountain, a wooden dock on water, a lush green jungle, and blue sea waves. Each image is accompanied by a label in a colored, dotted border.

Draw your own settings

Teaching Cave

Teaching Cave

This section is for creating a new 'Teaching Cave'. It features a large central brown textured shape with 'Teaching Cave' written in white. The area is framed by a blue dotted border and contains several empty boxes of various shapes and colors (purple, yellow, blue) for drawing settings. A 'Teaching Cave' label is also present in the bottom right corner.